



Company Profile



Made in Holland



Specialised Services

We offer complete Earthmover technical & tyre management services including:

- ✓ On-site tyre fitment
- ✓ Earthmover & tractor tyre repair
- ✓ On-site tyre inspections - Whilst onsite we can investigate tyre failure, tyre fatigue and unusual wear.
- ✓ Scrap analysis
- ✓ Analysis of tyre performance based on 'Cost per kilometer' or 'Cost per hour'
- ✓ Pick up & delivery
- ✓ TPMS (Tyre Pressure Monitor Systems)
- ✓ Tyre Care Training for drivers, machine operators, workshop supervisors and procurement departments. Certificate issued after completing training.
- ✓ Tyre Repair Training - A professional repair can considerably extend the lifetime of a damaged tyre

At Speciality Tyres we believe **'It's All About Service'**. Our commitment to excellence ensures that our customers receive the best products, service and support required.

Give us a call to discuss your tyre needs.



On-site tyre fitment



Fast & safe tyre demounting



On-site tyre inspections



Forklift Solid tyre fitment



Truck/OTR/Agric Sidewall repair



Truck/OTR/Agric Tread repair



Tube repair

Specialised Products



OTR/Agric specific Tyre sealant



Foam filled tyres



Tyre Protection Chains













MAGNA MINING & EARTHMOVER TYRES



- ✓ Highly reliable tyre with a long service life
- ✓ Superior traction
- ✓ Maximized protection against cuts and damage
- ✓ Optimized loading capacity
- ✓ Low cost price per hour

MINING & EARTHMOVER TYRE RANGE

 MA01/MA01+ E3/L3 17.5R25 26.5R25 20.5R25 29.5R25 23.5R25	 MA02 E3+/L3+ 23.5R25 26.5R25 29.5R25	 MA02 SCRAPER E3 29.5R29 33.25R29 37.25R35	 MA02+ E3+/L3+ 750/65R25 875/65R29
 M-TERRAIN E4/L4 20.5R25 750/65R25 23.5R25 875/65R29 26.5R25 800/80R29 29.5R25	 MA04+ E4 14.00R25 21.00R33 18.00R25 24.00R35 18.00R33	 MA04+ GIANT E4 27.00R49 50/80R57 33.00R51 46/90R57 37.00R57 59/80R63 40.00R57	 M-RIGID E4 27.00R49 33.00R51 34.00R57 40.00R57
 MA09+ E4 30.00R51 36.00R51	 MA05 L5/MA05S L5S 17.5R25 29.5R25 18.00R25 29.5R29 26.5R25 35/65R33	 MA07/MA07+ L4/L5 26.5R25 35/65R33	 MA08 L4/L5 20.5R25 29.5R25 23.5R25 35/65R33 26.5R25 35/65R33
 MA10+ L5 20.5R25 23.5R25 26.5R25	 MB10 L5 20.5-25 23.5-25 26.5-25		












MAGNA INDUSTRIAL TYRES



- ✓ Highly reliable tyre with a long service life
- ✓ Optimized loading capacity
- ✓ Maximized operator comfort
- ✓ Lower fuel consumption
- ✓ Low cost price per hour

INDUSTRIAL TYRE RANGE

 M-SKID2 5.70-12 12-16.5 23X8.50-12 14-17.5 27X8.50-15 15-19.5 10-16.5 445/65-22.5	 M-SKID4 10-16.5 14-17.5 12-16.5 15-19.5	 MR400 IND 17.5L(460/70)R24 400(15.5)/80R24 19.5L(500/70)R24 440/80(16.9)R24 540/70(21L)R24 440/80(16.9)R28 400(405)/70R24 480/80(18.4)R26 400(15.5)/80R24	 MA11 E2/L2 365/70R18 405/70R18 405/70R20	 MB250 IND 15.5/80-24
 MB400 IND 10.5/80-18 12.5/80-18	 MB410 IND 17.5L-24 16.9-24 19.5L-24 16.9-28 18.4-26	 MB260 405/70-20 (16/70-20) 405/70-24 (16/70-24)	 MB100 10.00-20	 MB210 13.00-24 14.00-24 16.00-24
 MB720 23.1-26	 MB720S 11.00-20	INDUSTRIAL SOLID TYRES		
		 MA601 13.00-24 23.5-25 14.00-24 26.5-25 16.00-25 29.5-25 17.5-25 35/65-33 20.5-25	 MA801 5.70-12 36.5X14-20 23X8.5-12 13.00-24 30X10-16 14.00-24 33X12-16 33X12-16	



Techking Tyres Ltd. was established in June, 2005. Currently, Techking products are sold to 139 countries.

Quality:

Techking attaches great importance to product quality. Techking sources its steel cord from Bekaert of Belgium, the natural rubber from Malaysia & Thailand, only STR or SMR grade and the carbon black from Cabot, USA.

OEM Supplier:

In the OE market, Techking supplies to more than 40 global machinery manufacturers such as Bell (South Africa), Sandvik, Atlas Copco, Vogeles (Germany), Moxy (Norway), Zoomlion and LongKing.



14.00-24 16PR
G2/L2 Pattern



14.00R24
G2/L2 Pattern



17.5-25 20PR
20.5-25 20PR
23.5-25 24PR
E3/L3 Pattern

MATE-S L3



Outstanding Traction and Mud Clearing Performance

More Control Ability in Demanding Loader Applications

Better Wear Resistance for Longer Life

- Reinforced block bridge design on tread centre wear resistant compound

Size	TRA Code	Star Rating	Rim Width & Flange	Tread Depth		Load Index/ Speed Symbol	Type
				32nds	mm		
17.5R25	E3/L3	★★	14.00-1.5	34	27	167 B/182 A2	TL
20.5R25	E3/L3	★★	17.00-2.0	37	29	177 B/193 A2	TL
23.5R25	E3/L3	★★	19.50-2.5	43	34	185 B/201 A2	TL
26.5R25	E3/L3	★★	22.00-3.0	47	37	193 B/209 A2	TL



PROADT



Longer Service Life

- Big block design for bigger contact area from top to the bottom after wearing
- Arc groove design for preventing groove cracks

Better Protection for Sidewall

- Anti-crack Sidewall Compound for higher ageing resistance performance and fewer sidewall cracks

Size	TRA Code	Star Rating	Rim Width & Flange	Tread Depth		Load Index/ Speed Symbol	Type
				32nds	mm		
23.5R25	E3/L3	★★	19.50-2.5	46	36.5	185 B/201 A2	TL
26.5R25	E3/L3	★★	22.00-3.0	53	42	193 B/209 A2	TL
29.5R25	E3/L3	★★	25.00-3.5	54	43	200 B/216 A2	TL



ETDL5



Better Impact Resistance Performance

- Armor sidewall design

Better Puncture Resistance Performance

- Deeper original tread depth design

Better Heavy Load Capacity

- Strengthen structure design

Size	TRA Code	Star Rating	Rim Width & Flange	Tread Depth		Load Index/ Speed Symbol	Type
				32nds	mm		
17.5R25	L5	★★	14.00-1.5	83	65.5	182 A2	TL
20.5R25	L5	★★	17.00-2.0	96	76	193 A2	TL
23.5R25	L5	★★	19.50-2.5	106	84.5	201 A2	TL
26.5R25	L5	★★	22.00-3.0	118	93.5	209 A2	TL
29.5R25	L5	★★	25.00-3.5	127	101	216 A2	TL
29.5R29	L5	★★	25.00-3.5	127	101	218 A2	TL





Heavy-duty OTR tyres for challenging applications!

WB01

- ✓ MTP WB01 is designed for loaders, graders and dump trucks
- ✓ E3/L3 tread pattern for superior traction
- ✓ Optimal durability and enhanced working comfort

Size	TBA Code	Load Symbol	Max. Speed (km/h)	Load Index	Standard Rim	Tread Depth (mm)	Overall Diameter (mm)	Section Width (mm)	Max. Load Capacity (kg)	Cold Inf. Pressure (kPa)	Weight (kg)
15.5R25	E3/L3	**	50	160B	12.00/1.3	26	1275	16	4500	525	125
			10	169A2					5800	500	
20.5R25	E3/L3	**	50	177B	17.00/2.0	33	1490	21	7300	525	238
			10	186A2					9500	500	
23.5R25	E3/L3	**	50	185B	19.50/2.5	36	1615	24	9250	525	332
			10	195A2					12150	500	
26.5R25	E3/L3	**	50	193B	22.00/3.0	37	1750	27	11500	525	441
			10	202A2					15000	500	
29.5R25	E3/L3	**	50	200B	25.00/3.5	43	1875	30	14000	525	632
			10	208A2					18000	500	
21.00R35	E3	**	50	201B	15.00/3.0	44	2005	23	14500	700	586



WB07

- ✓ MTP WB07 is designed for graders
- ✓ Aggressive non directional blocks provide a high tractive capacity on soft and muddy conditions
- ✓ Special sidewall protector provides lower operating cost on rough roads

Size	TBA Code	Load Symbol	Max. Speed (km/h)	Load Index	Standard Rim	Tread Depth (mm)	Overall Diameter (mm)	Section Width (mm)	Max. Load Capacity (kg)	Cold Inf. Pressure (kPa)	Weight (kg)
14.00R24	G2/L2	*	40	153A8	8.00/1.6	26	1350	360	3650	375	136
16.00R24											



WB08

- ✓ MTP WB08 is designed for rigid dump trucks
- ✓ Aggressive lug design with large block at tread centre provides excellent traction and braking on rough roads with mud or gravel
- ✓ Special tread compounds resist chipping and chunking in rugged off road conditions

Size	TBA Code	Load Symbol	Max. Speed (km/h)	Load Index	Standard Rim	Tread Depth (mm)	Overall Diameter (mm)	Section Width (mm)	Max. Load Capacity (kg)	Cold Inf. Pressure (kPa)	Weight (kg)
14.00R25	E4	***	50	169B	10.00/1.5	38	1420	375	5800	700	193
18.00R33	E4/L4	**	50	191B	13.00/2.5	54	1860	478	10900	700	469
			10	199A2	13600				550		
24.00R35	E4	**	50	209B	17.00/3.5	65	2175	655	18500	700	774



CONTACT US

Speciality Tyres Kenya Ltd

Nairobi office - Piranha Centre, Mombasa Rd, Nairobi

P.O. Box 101398 -00101, Nairobi

Tel Nairobi: +254 782 18 1828

Email: sales@specialitytyres.co.ke

Mombasa office & Tyre Centre - Shell Petrol Station after Nyalibridge

Tel Mombasa: +254 111 335 918 / +254 726 236 974

Email: mombasa@specialitytyres.co.ke

Narok Tyre Centre – Total Petrol Station, Ilmashariani

Tel Narok: +254 725 480 888

Email: narok@specialitytyres.co.ke

Nanyuki Tyre Centre – Shell Petrol Station, opposite Toyota Kenya

Tel Nanyuki: +254 791 665 098

Email: nanyuki@specialitytyres.co.ke

Technical & Training Queries:


Email: technical@specialitytyres.co.ke



Visit us online

 www.specialitytyres.co.ke

 [specialitytyreskenya](https://www.facebook.com/specialitytyreskenya)

 [speciality tyres kenya ltd](https://www.linkedin.com/company/speciality-tyres-kenya-ltd)

